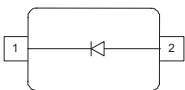


Silicon Tuning Diode

- For SAT tuners
- High capacitance ratio C_{1V}/C_{25V} (typ.15.8)
- Low series inductance
- Excellent uniformity and matching due to "in-line" matching assembly procedure
- Pb-free (RoHS compliant) package¹⁾
- Qualified according AEC Q101



BB867-02V



Type	Package	Configuration	L_S (nH)	Marking
BB867-02V	SC79	single	0.6	Y

Maximum Ratings at $T_A = 25^\circ\text{C}$, unless otherwise specified

Parameter	Symbol	Value	Unit
Diode reverse voltage	V_R	30	V
Peak reverse voltage- ($R \geq 5\text{k}\Omega$)	V_{RM}	35	
Forward current	I_F	20	mA
Operating temperature range	T_{op}	-55 ... 150	°C
Storage temperature	T_{stg}	-55 ... 150	

¹Pb-containing package may be available upon special request

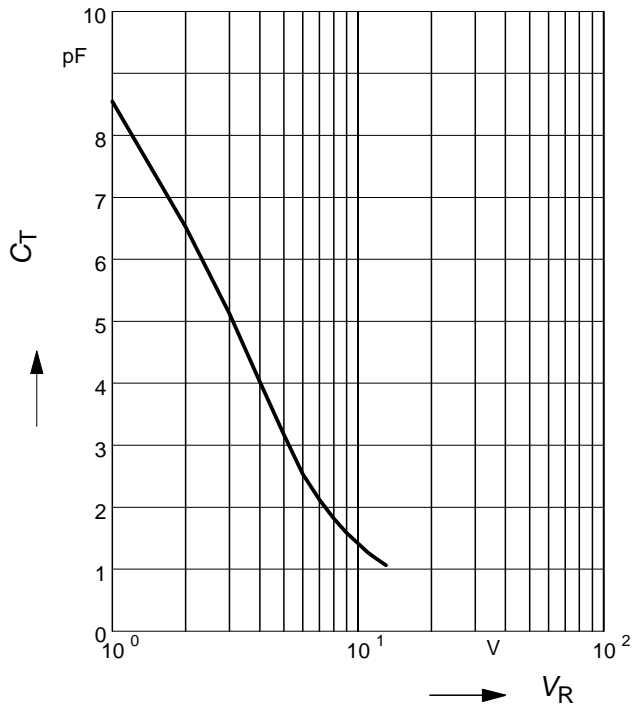
Electrical Characteristics at $T_A = 25^\circ\text{C}$, unless otherwise specified

Parameter	Symbol	Values			Unit
		min.	typ.	max.	
DC Characteristics					
Reverse current	I_R				nA
$V_R = 30\text{ V}$		-	-	10	
$V_R = 30\text{ V}, T_A = 85^\circ\text{C}$		-	-	200	
AC Characteristics					
Diode capacitance	C_T				pF
$V_R = 1\text{ V}, f = 1\text{ MHz}$		8	8.7	9.4	
$V_R = 25\text{ V}, f = 1\text{ MHz}$		0.5	0.55	0.6	
$V_R = 28\text{ V}, f = 1\text{ MHz}$		0.45	0.52	-	
Capacitance ratio	C_{T1}/C_{T25}	14	15.8	-	-
$V_R = 1\text{ V}, V_R = 25\text{ V}, f = 1\text{ MHz}$					
Capacitance ratio	C_{T1}/C_{T28}	-	16.7	-	
$V_R = 1\text{ V}, V_R = 28\text{ V}, f = 1\text{ MHz}$					
Capacitance matching ¹⁾	$\Delta C_T/C_T$	-	-	5	%
$V_R = 1\text{ V}, V_R = 28\text{ V}, f = 1\text{ MHz}$					
Series resistance	r_S	-	2.8	-	Ω
$V_R = 5\text{ V}, f = 470\text{ MHz}$					

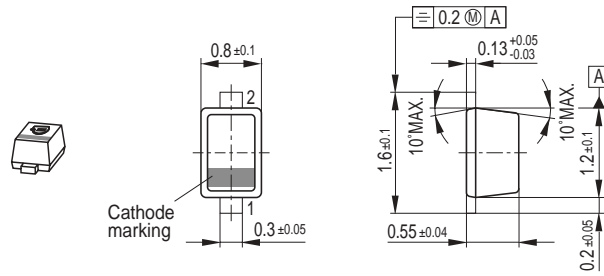
¹For details please refer to Application Note 047

Diode capacitance $C_T = f(V_R)$

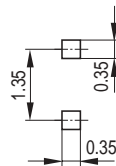
$f = 1\text{MHz}$



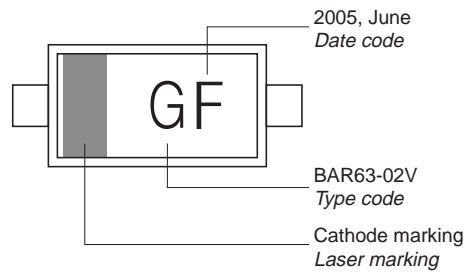
Package Outline



Foot Print



Marking Layout (Example)



Standard Packing

Reel \varnothing 180 mm = 3.000 Pieces/Reel
 Reel \varnothing 180 mm = 8.000 Pieces/Reel (2 mm Pitch)
 Reel \varnothing 330 mm = 10.000 Pieces/Reel



Date Code marking for discrete packages with one digit (SCD80, SC79, SC75¹⁾) CES-Code

Month	2003	2004	2005	2006	2007	2008	2009	2010	2011	2012	2013	2014
01	a	p	A	P	a	p	A	P	a	p	A	P
02	b	q	B	Q	b	q	B	Q	b	q	B	Q
03	c	r	C	R	c	r	C	R	c	r	C	R
04	d	s	D	S	d	s	D	S	d	s	D	S
05	e	t	E	T	e	t	E	T	e	t	E	T
06	f	u	F	U	f	u	F	U	f	u	F	U
07	g	v	G	V	g	v	G	V	g	v	G	V
08	h	x	H	X	h	x	H	X	h	x	H	X
09	j	y	J	Y	j	y	J	Y	j	y	J	Y
10	k	z	K	Z	k	z	K	Z	k	z	K	Z
11	l	2	L	4	l	2	L	4	l	2	L	4
12	n	3	N	5	n	3	N	5	n	3	N	5

1) New Marking Layout for SC75, implemented at October 2005.

Edition 2006-02-01
Published by
Infineon Technologies AG
81726 München, Germany
© Infineon Technologies AG 2007.
All Rights Reserved.

Attention please!

The information given in this dokument shall in no event be regarded as a guarantee of conditions or characteristics ("Beschaffenheitsgarantie"). With respect to any examples or hints given herein, any typical values stated herein and/or any information regarding the application of the device, Infineon Technologies hereby disclaims any and all warranties and liabilities of any kind, including without limitation warranties of non-infringement of intellectual property rights of any third party.

Information

For further information on technology, delivery terms and conditions and prices please contact your nearest Infineon Technologies Office (www.infineon.com).

Warnings

Due to technical requirements components may contain dangerous substances. For information on the types in question please contact your nearest Infineon Technologies Office.

Infineon Technologies Components may only be used in life-support devices or systems with the express written approval of Infineon Technologies, if a failure of such components can reasonably be expected to cause the failure of that life-support device or system, or to affect the safety or effectiveness of that device or system.

Life support devices or systems are intended to be implanted in the human body, or to support and/or maintain and sustain and/or protect human life. If they fail, it is reasonable to assume that the health of the user or other persons may be endangered.